

The background features a large, light blue watermark of the Yonsei University logo. The logo is circular with the text 'YONSEI UNIVERSITY' around the top and '1885' at the bottom. In the center is a shield with a book, a lamp, and a central circle.

2023 Workshop

Joohyun Kim

**High-Speed Circuits & Systems Lab.
Dept. of Electrical and Electronic Engineering
Yonsei University**

2023 1st Half Works

Self Introduction

Joo-Hyun Kim (김주현)



Graduate Researcher

- PhD candidate
- [2023 - Present] Yonsei University - KIST association course (Co-Advisor: Prof. Woo-Young Choi)
- [2021 - 2022] Master course in UNIST (Advisor: Seong-Jin Kim)

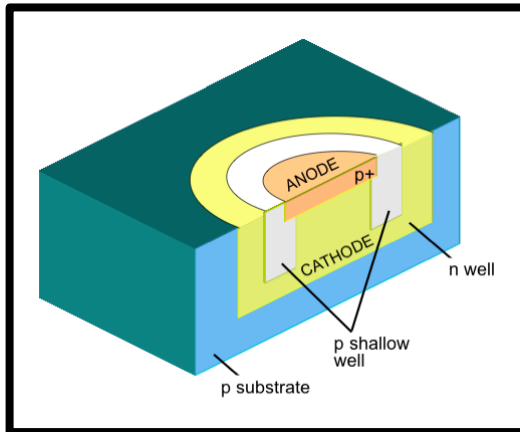
Research Topics/Interests

- Master Thesis: Design and Analysis of P-well/Deep-N well SPAD for LiDAR Application

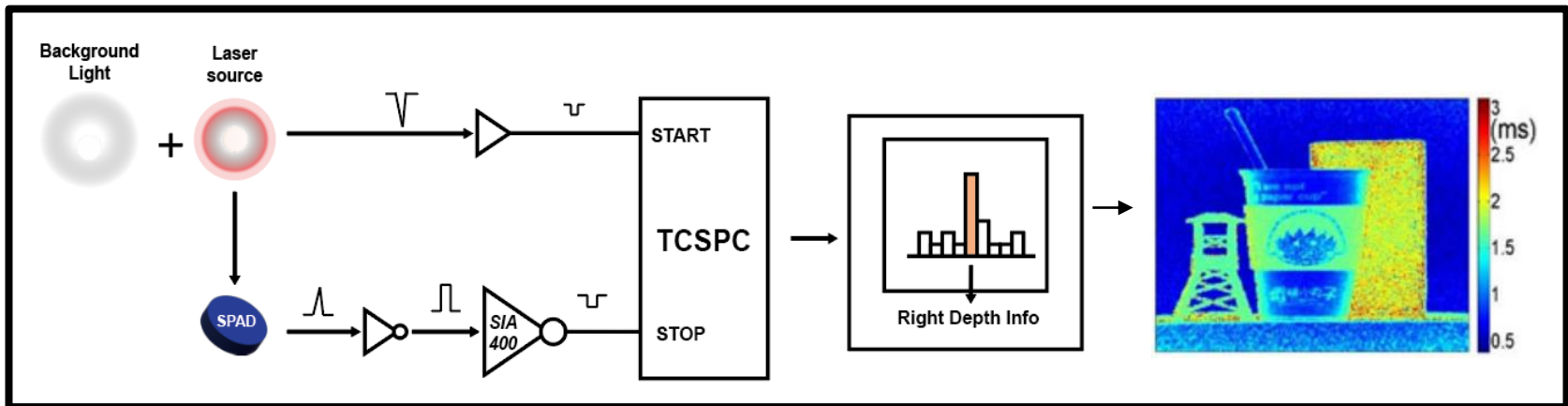
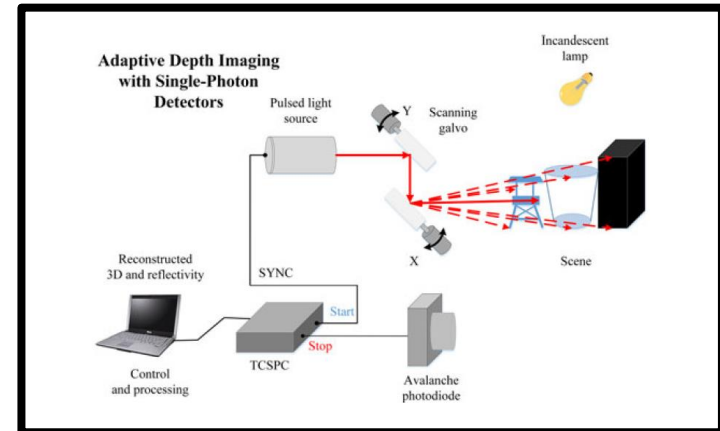
2023 1st Half Works

SPAD

DB90nm Tape-out

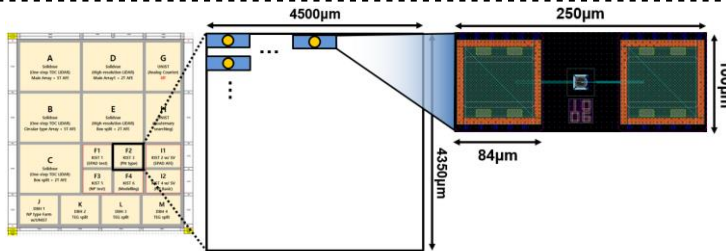


3D Imaging Set-up



2023 1st Half Works

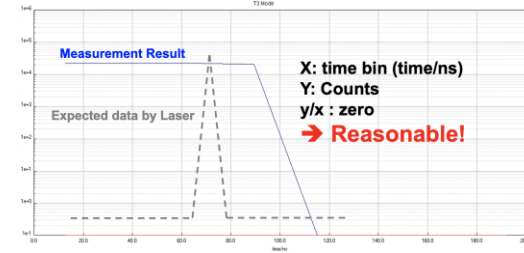
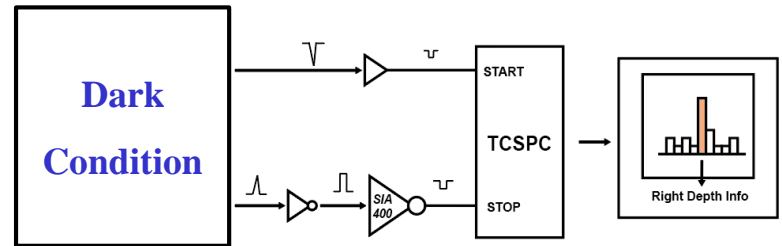
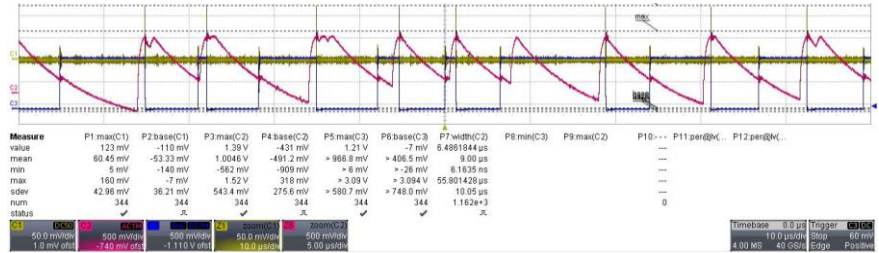
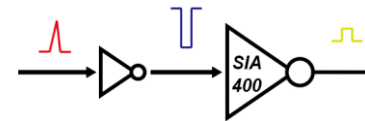
DB 90nm BSI



Total: 2100 ea
Measurement Plan: Sept. ~

3D Imaging Set-up

1. Required Signal



2023 2nd Half Plan

	Mar.	Apr.	May	June	July	Aug.
DB 90nm Tape-out	→		<ul style="list-style-type: none"> • Done (5/23) • Measurement (Sept. ~) 			
Imaging Set-up			◆ Paper Study	◆ Paper Study	<ul style="list-style-type: none"> ◆ TCSPC - Required Pulse generation - TCSPC value @DCR 	<ul style="list-style-type: none"> ◆ TCSPC - TCSPC value @940nm (~Aug)
Thesis to Paper				◆ Wire bonding X	-----→	◆ After TCSPC set-up
Adaptation				<ul style="list-style-type: none"> • Measurement Method - PDP 	<ul style="list-style-type: none"> • Measurement Method - DCR 	<ul style="list-style-type: none"> • Measurement Method - I-V Curve
Summary	DB90nm Tape out			3D Imaging Set-up		